

TRU-COOL®



Tru-Cool® Transmission and Engine Coolers



Drive Hard. Rest Easy. Get longer life from your transmission and reduce the risk of costly repair bills. Tru-Cool transmission oil coolers help maintain lower operating temperatures, significantly extending the lives of both your lubricant and your transmission. Protect your work, your warranties and your reputation with Tru-Cool—and get the advantage that comes from Dana-backed quality.



Frequently Asked Questions

What Tru-Cool heat exchanger would be best suited for my vehicle?

Please refer to page 5 of this brochure to match your vehicle to the heat exchanger that best suits your cooling needs. Due to liability issues, we can't recommend a heat exchanger.

What is the thread on LPD-4739?

Thread is 5/8" - 18 UNF 2B thread (3/8" inverted flare).

At what temperature does the thermal bypass activate?

The thermal bypass starts to open at 180° F, and is fully open at 205° F.

Do you have heat exchangers with ANS fittings?

No.

Do you have heat exchangers with 1/2" hose barb fittings?

No.

How can larger tube & fin coolers offer less cooling?

Bigger isn't always better. Tube & fin designs are inefficient and have a lot of dead space, while the Tru-Cool stacked plate design puts most of the oil close to the surfaces that are in contact with passing air. In fact, when it comes to cooling, the Tru-Cool cooler is up to 30% more efficient than tube & fin designs.

Which cooler should I use for a diesel application?

In most diesel applications, the transmission line is large. The cooler's fitting should not be smaller than the lines. The smaller lines will restrict the transmission fluid flow.

The fittings supplied do not work with my application. What should I do?

We have supplied fittings for the four most common applications. Compression fittings can be purchased separately from your local distributor. Part numbers are as follows:

- 735-9139 for 5/16 lines
- 735-9140 for 3/8 lines

Where should I install the cooler?

If possible, locate the cooler in an area where it will be exposed to ram air. This helps maximize cooling. Install the cooler in series and downstream of the radiator in-tank oil cooler. This maximizes heat transfer and decreases transmission warm-up times in colder weather. Most OEM installations are plumbed this way.

How should I mount the oil cooler fittings?

Fittings can be located up, down or sideways. This advantage, plus their compact design, makes installation of our coolers quick and easy.

Should I disconnect the radiator in-tank oil cooler when I install a Tru-Cool cooler?

We don't recommend disconnecting in-tank cooler. If you are going to disconnect, consult OEM. The in-tank cooler offers additional cooling and helps preheat the transmission. In colder climates, the in-tank oil cooler should never be disconnected from the system.

Will putting an oil cooler in front of the radiator increase the engine operating temperature?

Not normally. Putting an auxiliary oil cooler system in the system decreases the temperature in the radiator in-tank oil cooler, and this in turn puts less of a load on the radiator. From a total system standpoint, the engine operating temperatures should vary little from where they were before the oil cooler was installed.

Will installing an oil cooler affect my vehicle customer warranty?

It could, depending on which cooler you install. Vehicle manufacturers do not normally approve of the installation of tube & fin coolers, since they are very flow-restrictive. LPD oil coolers, though, are virtually the only cooler now being used for OEM factory installations. Contact your local dealer for approval.



Tru-Cool Engineering Backed by Dana


Tru-Cool technology combines optimal heat transfer with improved protection against lube system failure. When automatic transmission fluid (ATF) is cold, it is more viscous. Unique Tru-Cool engineering enables ATF to flow more efficiently through the cooler at the top of the system. As operating temperatures increase, ATF becomes hotter and thinner. It is then directed through the core, where it is cooled. The result is a longer life for your transmission.

Better by Design

With their unique design, Tru-Cool transmission and engine coolers help keep the vehicles you rely on running cool, and that can save you major repair costs.

Here's how it works:

- Automatic transmission fluid (ATF) is more viscous when it's colder. Tru-Cool Low Pressure Drop (LPD) Transmission coolers have a unique cold weather passive bypass that allows the thicker ATF to flow more efficiently through the cooler at the top of the system.
- As operating temperatures increase, the ATF heats up and becomes thinner. The Tru-Cool system then directs the ATF through the core, where it is cooled.
- You get optimal heat transfer and improved protection against lube system failure.



Off-Roading



Circle Track



Towing



Climbing Steep Grades

Drive hard. Rest easy. Check out our line of Tru-Cool products today!



Engine Oil Coolers

- Components sold as a Universal Kit (seen here) or separately
- Available in four sizes, with ½" NPT female fittings
- Universal Kits only work with spin-on filters with these thread sizes:

– ¾" x 16	– 18 x 1.5 mm
– 13/16" x 16	– 20 x 1.5 mm
– 1" x 12	– 22 x 1.5 mm



Mounting Hardware

- Components sold separately or as a complete kit



Tru-Cool Max


























- The perfect choice when an auxiliary transmission oil cooler is your only option
- Same durable brazed aluminum construction, double the cooling performance of the Tru-Cool LPD
- Precise fin spacing for efficient air flow and cooling
- Installation hardware included



Tru-Cool LPD Transmission Oil Coolers

- 30% more cooling and 15 times less flow restriction than traditional tube & fin design
- Self-regulating for maximum cooling and running protection
- Available in stacked plate or fin & plate configurations
- Available in 13 sizes

Tru-Cool Product Line

Part Number	# of Plates	Cooler Size (in.)	GVW Rating	Vehicle Type	BTU Rating	Fitting Size (in.)	
LPD4451	18	4 x 11 x ¾	11,500		7,500	11/32 hose barb	Stacked Plate: Transmission
LPD4452	27	5¾ x 11 x ¾	14,500	 	9,800	11/32 hose barb	
LPD4454	36	7¼ x 11 x ¾	18,000	 	13,000	11/32 hose barb	
LPD4490	60	12 x 11 x ¾	22,000	 	20,000	11/32 hose barb	
LPD4588	24	5¾ x 11 x 1½	19,000	 	14,400	11/32 hose barb	
LPD4589	36	8 x 11 x 1½	24,000		21,000	11/32 hose barb	
LPD4590	48	11 x 11 x 1½	28,000		24,000	11/32 hose barb	
LPD4541	12	3¾ x 11 x ¾	14,000		9,000	3/8 hose barb	Fin & Plate: Transmission
LPD4542	17	5½ x 11 x ¾	16,000	 	12,000	3/8 hose barb	
LPD4543	23	7¼ x 11 x ¾	20,000	 	15,000	3/8 hose barb	
LPD4544	30	9½ x 11 x ¾	22,000	 	20,000	3/8 hose barb	
LPD4707	23	8¼ x 11 x ¾	20,000	 	16,000	5/16 inverted flare	
LPD4711	23	8¼ x 11 x ¾	20,000	 	16,000	3/8 inverted flare*	
B7B	12	2¾ x 11 x 1½		Small engine applications	7,500	½ NPT	
L7B	24	5¾ x 11 x 1½		Heavy duty V6 cars, Medium duty V8 cars, Compact pickups, Minivans	15,000	½ NPT	
M7B	36	8 x 11 x 1½		Heavy duty V8 cars, Full size pickups, Vans, High performance applications	20,500	½ NPT	
H7B	48	11 x 11 x 1½		High performance applications, Recreational vehicles, Industrial applications	29,200	½ NPT	
TRU 4269P34 – Universal Kit			[Kit includes L7B Cooler and hardware]				
TRU 4269P35 – Universal Kit			[Kit includes M7B Cooler and hardware]				
LPD4739	13	8½ x 22 x 1¼	40,000		45,000	3/8 inverted flare HEX*	Fin & Plate
LPD47391	> as above but without cold weather bypass						
LPD4921	12	6 x 23 x ¾	34,000		34,000	3/8 hose barb	
LPD49211	> as above but without cold weather bypass						
LPD4920	8	4 x 23 x ¾	24,000		22,000	3/8 hose barb	
LPD49201	> as above but without cold weather bypass						
WARNING: If vehicle is operated in temperatures below 32°F or 0°C, the cold weather bypass will be required when using Tru-Cool Max coolers. The Tru-Cool Max transmission oil cooler has durable brazed aluminum construction and is designed for those applications that bypass the internal tank cooler for extra cooling or due to contamination. Tru-Cool Max can also be installed in series for those applications where the intank oil cooler is not damaged or contaminated.							

*Thread size is 5/8"-18 UNF-2B.

Tru-Cool Hardware

62K-5126	Installation Kit		723-4318	TOC Hose 3/8	5 feet
735-1101	Steel Mount Hardware	Re-installation	723-9130	TOC Hose 11/32	25 feet
735-1201	Quick Mount Nylon Ties	Re-installation	723B-4585	TOC Hose 5/16	25 feet
735-9139	Compression Fitting	5/16 trans lines (2 per kit)	723B-9129	TOC Hose 3/8	25 feet
735-9140	Compression Fitting	3/8 trans lines (2 per kit)	723A-4269	TOC Hose 1/2	25 feet
708-4739	Cold Weather Bypass	3/8 hose barb			

TruCool.com

Dana Aftermarket Group

PO Box 1000 Maumee, Ohio 43537

Warehouse Distributors: 1.800.621.8084

OE Dealers: 1.877.777.5360

TRU-COOL[®]

